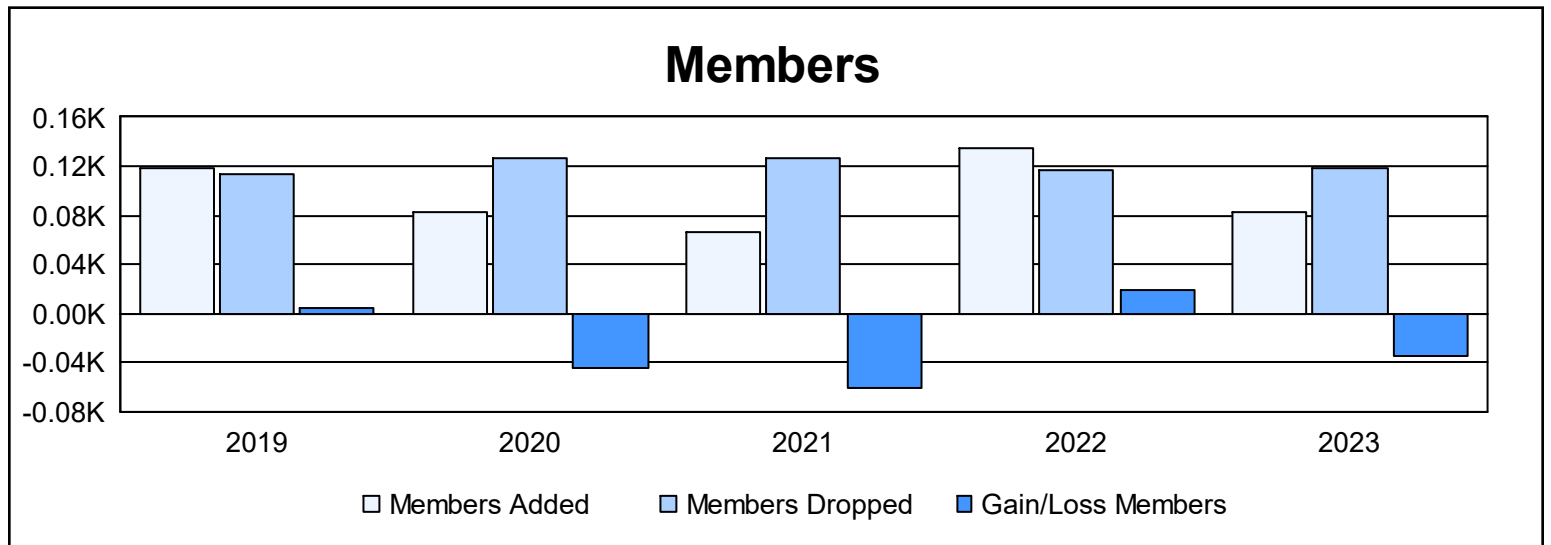
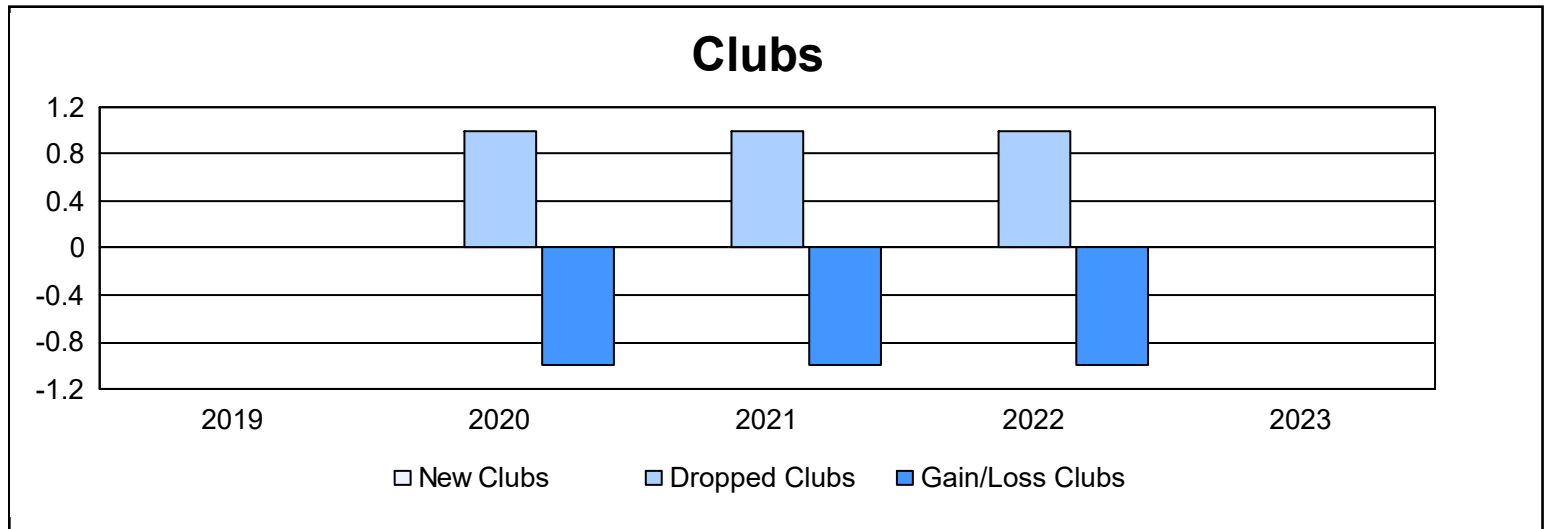
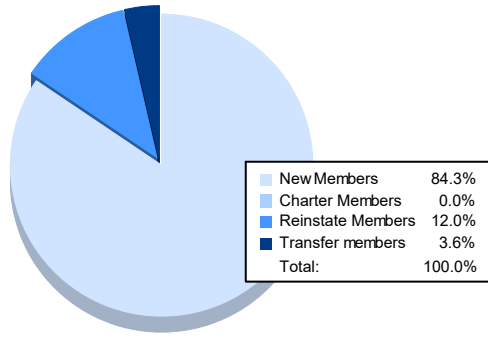


Year	New Clubs	Dropped Clubs	Gain/ Loss Clubs	New Members	Charter Members	Reinstate Members	Transfer Members	Total Member Added	Total Members Dropped	Gain/ Loss Members
2018-2019	0	0	0	104	0	10	5	119	114	5
2019-2020	0	1	-1	66	1	8	8	83	127	-44
2020-2021	0	1	-1	63	1	1	1	66	126	-60
2021-2022	0	1	-1	119	1	10	5	135	116	19
2022-2023	0	0	0	70	0	10	3	83	118	-35
<b>Average</b>	<b>0</b>	<b>1</b>	<b>-1</b>	<b>84</b>	<b>1</b>	<b>8</b>	<b>4</b>	<b>97</b>	<b>120</b>	<b>-23</b>



### Membership Composition June 2023 Cumulative



### Gender Composition June 2023 Cumulative

